



carolina
an OFS company

July 2021 Update

Effective July 5, 2021, OFS and Carolina will implement a price increase as outlined below. For the most accurate pricing (options, grades, etc.) please reference your eTools (CET Designer, ProjectMatrix, 2020, etc).

4.5% increase on the OFS portfolio with exceptions below

- 2% increase on Agile, Applause, Genus, Impulse, Intermix, Kasura, Pulse, Range, Rein, Staks

4.5% increase on the Carolina portfolio with exceptions below

- 2% increase on Knack, Logique, Mile Marker, Rein+, Reservoir, Theatre, X & O tables
- No increase on Stray physician's stool

SILVR ION METAL GUEST STANDARD FEATURES

- Clean-thru design
- Upholstered seat and back
- Field replaceable components
- European beech arm caps
- Warm Grey (with silver ion antimicrobial) powder coat on all exposed metal is standard
- Wall-saver design
- Non-marring adjustable glides
- Single textile application

GUEST CHAIR



| w | outside d | h | sw | seat sd | sh | seat to top of back | arm height | weight lbs. | cubic feet |
|----|--------------|----|-------|------------|----|---------------------|---------------|----------------|---------------|
| 25 | 26 | 33 | 21.75 | 18.5 | 19 | 14.25 | 25 | 60 | 18 |

• Rated for 400 lbs.

| model | yds com (54") | sq ft col | 1 | com 2 | col 3 | 4 | 5 | 6 | 7 | 8 | 9 | 10 | 11 | 12 | 13 | 14 | 15 | L1 | L2 | L3 |
|-------|------------------|--------------|------|----------|----------|-------|-------|-------|-------|-------|-------|-------|-------|-------|-------|-------|-------|-------|-------|-------|
| 1471 | 1.5 | n/a | 1247 | 1,272 | 1,300 | 1,335 | 1,385 | 1,455 | 1,526 | 1,596 | 1,667 | 1,737 | 1,808 | 1,878 | 1,949 | 2,019 | 2,090 | 1,567 | 1,639 | 1,708 |

GUEST LOVESEAT



| w | outside d | h | sw | seat sd | sh | seat to top of back | arm height | weight lbs. | cubic feet |
|-------|--------------|----|-------|------------|----|---------------------|---------------|----------------|---------------|
| 45.25 | 26 | 33 | 41.75 | 18.5 | 19 | 14.25 | 25 | 85 | 36 |

• Rated for 250 lbs.

| model | yds com (54") | sq ft col | 1 | com 2 | col 3 | 4 | 5 | 6 | 7 | 8 | 9 | 10 | 11 | 12 | 13 | 14 | 15 | L1 | L2 | L3 |
|--------|------------------|--------------|------|----------|----------|-------|-------|-------|-------|-------|-------|-------|-------|-------|-------|-------|-------|-------|-------|-------|
| 1471-L | 2.75 | n/a | 2123 | 2,168 | 2,220 | 2,285 | 2,375 | 2,504 | 2,634 | 2,763 | 2,892 | 3,022 | 3,151 | 3,280 | 3,410 | 3,539 | 3,668 | 2,687 | 2,818 | 2,946 |

OPTIONS

| Arm Cap Finish | Frame Finish | Removable Covers | Fabric/Grade |
|--|---|--|-------------------------------|
| Selection Required | Standard H1F Warm Grey (with Silver Ion Antimicrobial) | Standard X9 No Selection of Option | Selection Required |
| Wood MMC DST MGW OSL QEC EBY MBM PCO MLC MVW MHM MGO BUW MNW MRO Poly D1N Black D1M Taupe D1P Grey | BWT Bone White POLR Polar MSL Luster Grey H1P Oiled Bronze BKO Onyx | H7 Removable Seat and Back Covers \$226 B1L Removable Seat Cover only \$113 B1M Removable Back Cover only \$113 | Grade, Vendor, Pattern, Color |

HOW TO ORDER

SPECIFY: Arm cap finish | frame finish | removable covers | fabric/grade.

See **pages 7-16** for information and options on moisture barrier, CAL133, upholstery applications, a complete offering of finishes and ordering details.

MODEL NUMBER

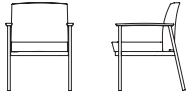
1471

| Arm Cap Finish | Frame Finish | Removable Covers | Fabric/Grade |
|----------------|--------------|------------------|-------------------------------|
| D1N | H1F | H7 | Grade 7, Maharam, Apt, Sketch |

SILVR ION METAL GUEST STANDARD FEATURES

- Clean-thru design
- Upholstered seat and back
- Field replaceable components
- European beech arm caps
- Warm Grey (with silver ion antimicrobial) powder coat on all exposed metal is standard
- Wall-saver design
- Non-marring adjustable glides
- Multiple textile application

GUEST CHAIR - MULTIPLE TEXTILES

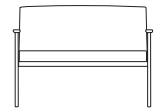


| w | outside d | h | sw | seat sd | sh | seat to top of back | arm height | weight lbs. | cubic feet |
|----|--------------|----|-------|------------|----|---------------------|---------------|----------------|---------------|
| 25 | 26 | 33 | 21.75 | 18.5 | 19 | 14.25 | 25 | 60 | 18 |

- Rated for 400 lbs.

| model | yds com (54") | sq ft col | 1 | com 2 | col 3 | 4 | 5 | 6 | 7 | 8 | 9 | 10 | 11 | 12 | 13 | 14 | 15 | L1 | L2 | L3 |
|-------------|------------------|--------------|-----|----------|----------|-----|-----|-----|-----|-----|-----|-----|-------|-------|-------|-------|-------|-----|-----|-----|
| Seat | | | | | | | | | | | | | | | | | | | | |
| 1471-MT | 1 | n/a | 635 | 651 | 670 | 694 | 727 | 774 | 821 | 868 | 915 | 962 | 1,009 | 1,056 | 1,103 | 1,150 | 1,197 | 858 | 905 | 952 |
| Back | | | | | | | | | | | | | | | | | | | | |
| | 1 | n/a | 635 | 651 | 670 | 694 | 727 | 774 | 821 | 868 | 915 | 962 | 1,009 | 1,056 | 1,103 | 1,150 | 1,197 | 858 | 905 | 952 |

GUEST LOVESEAT - MULTIPLE TEXTILES



| w | outside d | h | sw | seat sd | sh | seat to top of back | arm height | weight lbs. | cubic feet |
|-------|--------------|----|-------|------------|----|---------------------|---------------|----------------|---------------|
| 45.25 | 26 | 33 | 41.75 | 18.5 | 19 | 14.25 | 25 | 85 | 36 |

- Rated for 250 lbs.

| model | yds com (54") | sq ft col | 1 | com 2 | col 3 | 4 | 5 | 6 | 7 | 8 | 9 | 10 | 11 | 12 | 13 | 14 | 15 | L1 | L2 | L3 |
|-------------|------------------|--------------|------|----------|----------|-------|-------|-------|-------|-------|-------|-------|-------|-------|-------|-------|-------|-------|-------|-------|
| Seat | | | | | | | | | | | | | | | | | | | | |
| 1471-L-MT | 1.5 | n/a | 1068 | 1,093 | 1,121 | 1,156 | 1,206 | 1,276 | 1,347 | 1,417 | 1,488 | 1,558 | 1,629 | 1,699 | 1,770 | 1,840 | 1,911 | 1,388 | 1,460 | 1,529 |
| Back | | | | | | | | | | | | | | | | | | | | |
| | 1.5 | n/a | 1068 | 1,093 | 1,121 | 1,156 | 1,206 | 1,276 | 1,347 | 1,417 | 1,488 | 1,558 | 1,629 | 1,699 | 1,770 | 1,840 | 1,911 | 1,388 | 1,460 | 1,529 |

OPTIONS

| Arm Cap Finish | Frame Finish | Removable Covers | Seat Fabric/Grade | Back Fabric/Grade |
|--|---|--|-------------------------------|-------------------------------|
| Selection Required | Standard H1F Warm Grey (with Silver Ion Antimicrobial) | Standard X9 No Selection of Option | Selection Required | Selection Required |
| Wood MMC DST MGW OSL QEC EBY MBM PCO MLC MVW MHM MGO BUW MNW MRO Poly D1N Black D1M Taupe D1P Grey | BWT Bone White POLR Polar MSL Luster Grey HIP Oiled Bronze BKO Onyx | H7 Removable Seat and Back Covers \$226 B1L Removable Seat Cover only \$113 B1M Removable Back Cover only \$113 | Grade, Vendor, Pattern, Color | Grade, Vendor, Pattern, Color |

HOW TO ORDER

SPECIFY: Arm cap finish | frame finish | removable covers | seat fabric/grade | back fabric/grade.

See pages 7-16 for information and options on moisture barrier, CAL133, upholstery applications, a complete offering of finishes and ordering details.

MODEL NUMBER

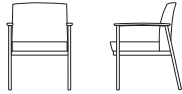
1471-MT

| Arm Cap Finish | Frame Finish | Removable Covers | Seat Fabric/Grade | Back Fabric/Grade |
|----------------|--------------|------------------|-------------------------------|--------------------------------|
| D1N | H1F | H7 | Grade 7, Maharam, Apt, Sketch | Grade 7, Maharam, Apt, Glacier |

SILVR ION WOOD GUEST STANDARD FEATURES

- 360° Clean-thru design
- Upholstered seat and back
- Field replaceable components
- European beech arm caps and overlay on legs
- European beech arm caps
- Warm Grey (with silver ion antimicrobial) powder coat on all exposed metal is standard
- Wall-saver design
- Non-marring adjustable glides
- Single textile application

GUEST CHAIR

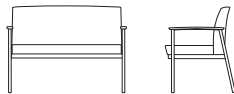


| w | outside d | h | sw | seat sd | sh | seat to top of back | arm height | weight lbs. | cubic feet |
|----|--------------|----|----|------------|----|---------------------|---------------|----------------|---------------|
| 25 | 26 | 33 | 21 | 18.5 | 19 | 14.25 | 25 | 60 | 20 |

• Rated for 400 lbs.

| model | yds com (54") | sq ft col | 1 | com 2 | col 3 | 4 | 5 | 6 | 7 | 8 | 9 | 10 | 11 | 12 | 13 | 14 | 15 | L1 | L2 | L3 |
|-------|------------------|--------------|------|----------|----------|-------|-------|-------|-------|-------|-------|-------|-------|-------|-------|-------|-------|-------|-------|-------|
| 1441 | 1.5 | n/a | 1681 | 1,706 | 1,734 | 1,769 | 1,819 | 1,889 | 1,960 | 2,030 | 2,101 | 2,171 | 2,242 | 2,312 | 2,383 | 2,453 | 2,524 | 2,001 | 2,073 | 2,142 |

GUEST LOVESEAT



| w | outside d | h | sw | seat sd | sh | seat to top of back | arm height | weight lbs. | cubic feet |
|----|--------------|----|-------|------------|----|---------------------|---------------|----------------|---------------|
| 48 | 26 | 33 | 41.25 | 18.5 | 19 | 14.25 | 25 | 85 | 46 |

• Rated for 250 lbs.

| model | yds com (54") | sq ft col | 1 | com 2 | col 3 | 4 | 5 | 6 | 7 | 8 | 9 | 10 | 11 | 12 | 13 | 14 | 15 | L1 | L2 | L3 |
|--------|------------------|--------------|------|----------|----------|-------|-------|-------|-------|-------|-------|-------|-------|-------|-------|-------|-------|-------|-------|-------|
| 1441-L | 2.75 | n/a | 2428 | 2,473 | 2,525 | 2,590 | 2,680 | 2,809 | 2,939 | 3,068 | 3,197 | 3,327 | 3,456 | 3,585 | 3,715 | 3,844 | 3,973 | 2,992 | 3,123 | 3,251 |

OPTIONS

| Arm Cap Finish | Frame Finish | Exposed Metal Finish | Removable Covers | Fabric/Grade |
|--|--|---|---|-------------------------------|
| Selection Required | Selection Required | Standard H1F Warm Grey (with Silver Ion Antimicrobial) | Standard X9 No Selection of Option | Selection Required |
| Wood MMC DST MGW OSL QEC EBY MBM PCO MLC MVW MHM MGO BUW MNW MRO Poly D1N Black D1M Taupe D1P Grey | MMC DST MGW OSL QEC EBY MBM PCO MLC MVW MHM MGO BUW MNW MRO | BWT Bone White POLR Polar MSL Luster Grey H1P Oiled Bronze BKO Onyx | H7 Removable Seat and Back Covers \$226 B1L Removable Seat Cover only \$113 B1M Removable Back Cover only \$113 | Grade, Vendor, Pattern, Color |

HOW TO ORDER

SPECIFY: Arm cap finish | frame finish | exposed metal finish | removable covers | fabric/grade.

See pages 7-16 for information and options on moisture barrier, CAL133, upholstery applications, a complete offering of finishes and ordering details.

MODEL NUMBER

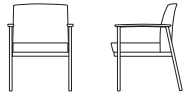
1441

| Arm Cap Finish | Frame Finish | Exposed Metal Finish | Removable Covers | Fabric/Grade |
|----------------|--------------|----------------------|------------------|-------------------------------|
| D1N | MMC | H1F | H7 | Grade 7, Maharam, Apt, Sketch |

SILVR ION WOOD GUEST STANDARD FEATURES

- 360° Clean-thru design
- Upholstered seat and back
- Field replaceable components
- European beech arm caps and overlay on legs
- European beech arm caps
- Warm Grey (with silver ion antimicrobial) powder coat on all exposed metal is standard
- Wall-saver design
- Non-marring adjustable glides
- Multiple textile application

GUEST CHAIR - MULTIPLE TEXTILES

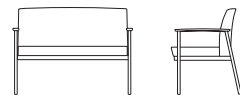


| w | outside d | h | sw | seat sd | sh | seat to top of back | arm height | weight lbs. | cubic feet |
|----|--------------|----|----|------------|----|---------------------|---------------|----------------|---------------|
| 25 | 26 | 33 | 21 | 18.5 | 19 | 14.25 | 25 | 60 | 20 |

- Rated for 400 lbs.

| model | yds com (54") | sq ft col | 1 | com 2 | col 3 | 4 | 5 | 6 | 7 | 8 | 9 | 10 | 11 | 12 | 13 | 14 | 15 | L1 | L2 | L3 |
|---------|------------------|--------------|-----|----------|----------|-----|-----|-----|-------|-------|-------|-------|-------|-------|-------|-------|-------|-------|-------|-------|
| Seat | | | | | | | | | | | | | | | | | | | | |
| 1441-MT | 1 | n/a | 852 | 868 | 887 | 911 | 944 | 991 | 1,038 | 1,085 | 1,132 | 1,179 | 1,226 | 1,273 | 1,320 | 1,367 | 1,414 | 1,075 | 1,122 | 1,169 |
| Back | | | | | | | | | | | | | | | | | | | | |
| | 1 | n/a | 852 | 868 | 887 | 911 | 944 | 991 | 1,038 | 1,085 | 1,132 | 1,179 | 1,226 | 1,273 | 1,320 | 1,367 | 1,414 | 1,075 | 1,122 | 1,169 |

GUEST LOVESEAT - MULTIPLE TEXTILES



| w | outside d | h | sw | seat sd | sh | seat to top of back | arm height | weight lbs. | cubic feet |
|----|--------------|----|-------|------------|----|---------------------|---------------|----------------|---------------|
| 48 | 26 | 33 | 41.25 | 18.5 | 19 | 14.25 | 25 | 85 | 46 |

- Rated for 250 lbs.

| model | yds com (54") | sq ft col | 1 | com 2 | col 3 | 4 | 5 | 6 | 7 | 8 | 9 | 10 | 11 | 12 | 13 | 14 | 15 | L1 | L2 | L3 |
|-----------|------------------|--------------|------|----------|----------|-------|-------|-------|-------|-------|-------|-------|-------|-------|-------|-------|-------|-------|-------|-------|
| Seat | | | | | | | | | | | | | | | | | | | | |
| 1441-L-MT | 1.5 | n/a | 1220 | 1,245 | 1,273 | 1,308 | 1,358 | 1,428 | 1,499 | 1,569 | 1,640 | 1,710 | 1,781 | 1,851 | 1,922 | 1,992 | 2,063 | 1,540 | 1,612 | 1,681 |
| Back | | | | | | | | | | | | | | | | | | | | |
| | 1.5 | n/a | 1220 | 1,245 | 1,273 | 1,308 | 1,358 | 1,428 | 1,499 | 1,569 | 1,640 | 1,710 | 1,781 | 1,851 | 1,922 | 1,992 | 2,063 | 1,540 | 1,612 | 1,681 |

OPTIONS

| Arm Cap Finish | Frame Finish | Exposed Metal Finish | Removable Covers | Seat Fabric/Grade | Back Fabric/Grade |
|--|--|---|--|-------------------------------|-------------------------------|
| Selection Required | Selection Required | Standard H1F Warm Grey (with Silver Ion Antimicrobial) | Standard X9 No Selection of Option | Selection Required | Selection Required |
| Wood MMC DST MGW OSL QEC EBY MBM PCO MLC MVW MHM MGO BUW MNW MRO Poly D1N Black D1M Taupe D1P Grey | MMC DST MGW OSL QEC EBY MBM PCO MLC MVW MHM MGO BUW MNW MRO | BWT Bone White POLR Polar MSL Luster Grey HIP Oiled Bronze BKO Onyx | H7 Removable Seat and Back Covers \$226 B1L Removable Seat Cover only \$113 B1M Removable Back Cover only \$113 | Grade, Vendor, Pattern, Color | Grade, Vendor, Pattern, Color |

HOW TO ORDER

SPECIFY: Arm cap finish | frame finish | exposed metal finish | removable covers | seat fabric/grade | back fabric/grade.

See **pages 7-16** for information and options on moisture barrier, CAL133, upholstery applications, a complete offering of finishes and ordering details.

MODEL NUMBER

1441-MT

| Arm Cap Finish | Frame Finish | Exposed Metal Finish | Removable Covers | Seat Fabric/Grade | Back Fabric/Grade |
|----------------|--------------|----------------------|------------------|-------------------------------|--------------------------------|
| D1N | MMC | H1F | H7 | Grade 7, Maharam, Apt, Sketch | Grade 7, Maharam, Apt, Glacier |